

Hallway Expectations




BE RESPECTFUL



Use Quiet Voices - So not to Disrupt Others

- ***Keep the conversation between you and the person you are talking to***
- ***Go directly to your next location***



When Spoken to by Adults

- Stop, look & listen
- Be polite
- Wait your turn to speak
- Answer questions
- Be honest



Put Trash in Trash Cans

- **Clean-up after yourself and others**
- **Keep our campus free of litter and graffiti**




BE RESPONSIBLE




When walking to/from locations on campus with your class

- Stay in line
- Face forward
- Keep a safe distance between you and the person ahead of you



Be in Your Seat Before the Bell Rings



- **Definition: in your seat working on starters and agenda or picking up materials**

- **If you are walking / running in when the bell rings, you will be counted as tardy**




Keep Halls Clean

- **Finish all food and drinks in the cafeteria**
- **This is a *Food Free Zone***
- **This is a *Gum Free Zone***



Be READY!



Walk at All Times

- *Go directly to your destination.**
- *Be in dress code - unzip jackets and remove hats.**



Keep Hands, Feet and Objects to Self

- Ask permission before taking others belongings
- Respect everyone's personal space
- Keep your books and backpacks close to your body, so they will not injure others



Move With the Flow of Traffic

- When you stop abruptly, others may run into you
- When you walk too fast, you may run into others



IF YOU HAVE QUESTIONS OR NEED HELP!

Talk to an adult:

- Teachers
- Counselor
- Administration
- Secretaries
- Cafeteria workers
- Custodian
- Etc., etc., etc.



Hallway Expectations:

TEACH

- *What does it look like to be **READY** in the hallway?
- *What does it look like to be **RESPECTFUL** in the hallway?
- *What does it look like to be **RESPONSIBLE** in the hallway?

ROLE-PLAY POSITIVE EXAMPLE:

Teacher: Create a pseudo hallway in the classroom OR walk the students out to a hallway nearest you.

*Model for students how they should look when they are walking in the hallway.

*Show students how they should stay one arm's length away from the person ahead of them in case that person stops quickly.

*Demonstrate the appropriate pace to walk.

*Demonstrate the appropriate voice level.

Have students go back to their seats and brainstorm reasons why it is a good idea to walk appropriately in the hallways and why we shouldn't run, stop, yell, etc.

CHECK FOR UNDERSTANDING:

1. Review the reasons why it is important to behave appropriately in the hallway.
2. Talk about comments and concerns students voiced during the role play.